



Your Online Safety Hub Guide

Getting the most from your new Online Safety Hub



This guide includes best practice tips and guidance to help ensure your Online Safety Hub is used to educate your community on topics around online safety and digital wellbeing.

It contains material to help you and your staff become familiar with the structure and content of your Hub and share its resources on an ongoing basis.

Key highlights



The latest advice from leading experts including 100's of app and game reviews.



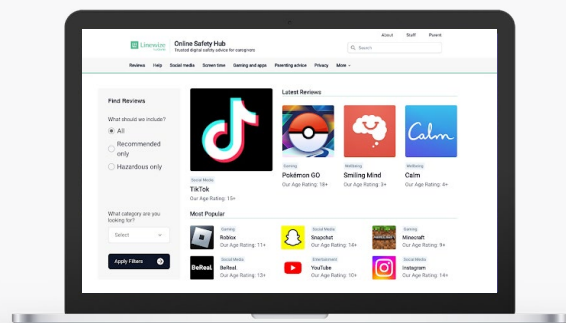
Access to parental tools to manage screen time and online safety issues.

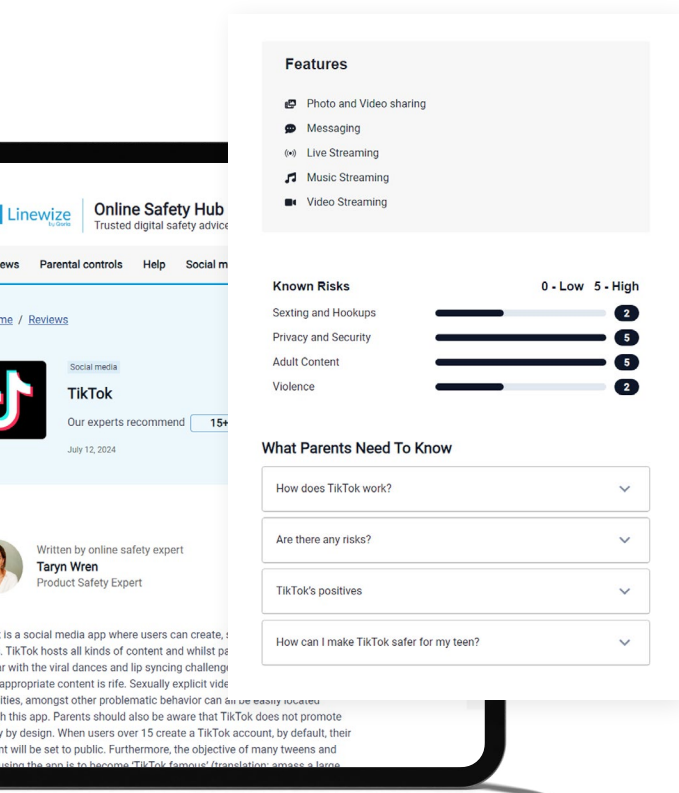


Step-by-step instructions for setting up parental controls and managing key online safety issues.



Guides to help parents/guardians support their child's healthy technology use.





Key benefits

Your Online Safety Hub is home to up-to-date resources, tools, and expert-backed advice to support your families and staff to help manage children's online safety journeys. The meaningful information included in your Online Safety Hub will enable your school to work together with parents to create the next generation of responsible, safe and knowledgeable digital citizens.

- ✓ **Empower parents** with free tools to take an active role in their child's digital development by keeping them safe and managing screen time on their personal devices.
- ✓ **Keep your entire school community informed** by providing access to a wealth of online safety resources from leading digital safety and wellbeing experts.
- ✓ **Support teacher development** with access to easy-to-use resources to help meet and exceed digital wellbeing and online safety obligations.
- ✓ **Reduce time staff spend managing cyber safety** incidents with how-to guides and resources available.

Getting the most from your Online Safety Hub.

In order to get the most value from your Hub, we recommend that you announce its launch to your school community and promote the resources and parental tools included at different times in the school year.

Tips for ensuring success:

- + **Identify an Online Safety Hub champion** for your school. It helps to have a dedicated staff member who will be key in supporting this effort.
- + **Launch the Hub to your staff** for them to make use of the content and use it to cultivate a culture of cyber safety.
- + **Launch the Hub to your parent community** ideally with a launch event or via email to ensure they're aware of the resources and tools provided to help their children to stay safe online.
- + Pick a **back-to-school period** to launch.



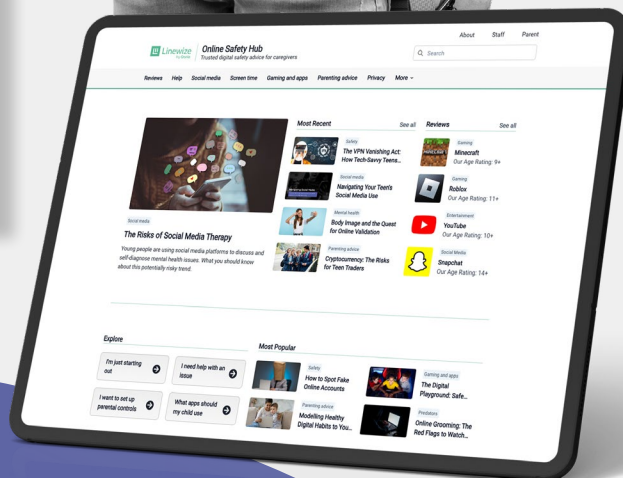
Your Hub is more likely to be a success if you:

- + Direct parents to relevant content within the Hub on topics related to online safety issues that your students have been experiencing
- + Feature your Online Safety Hub link across your website and school communication app (if applicable).



Learn more about the Online Safety Hub and how it benefits schools and parents in our video.

Watch the video here



Linewize is the leading provider of digital safeguarding solutions in New Zealand. For more information, visit our website or get in touch with our team of experts.

Web: www.linewize.co.nz

Email: enquiries@linewize.co.nz